



Biofuels Derivatives and Risk Management

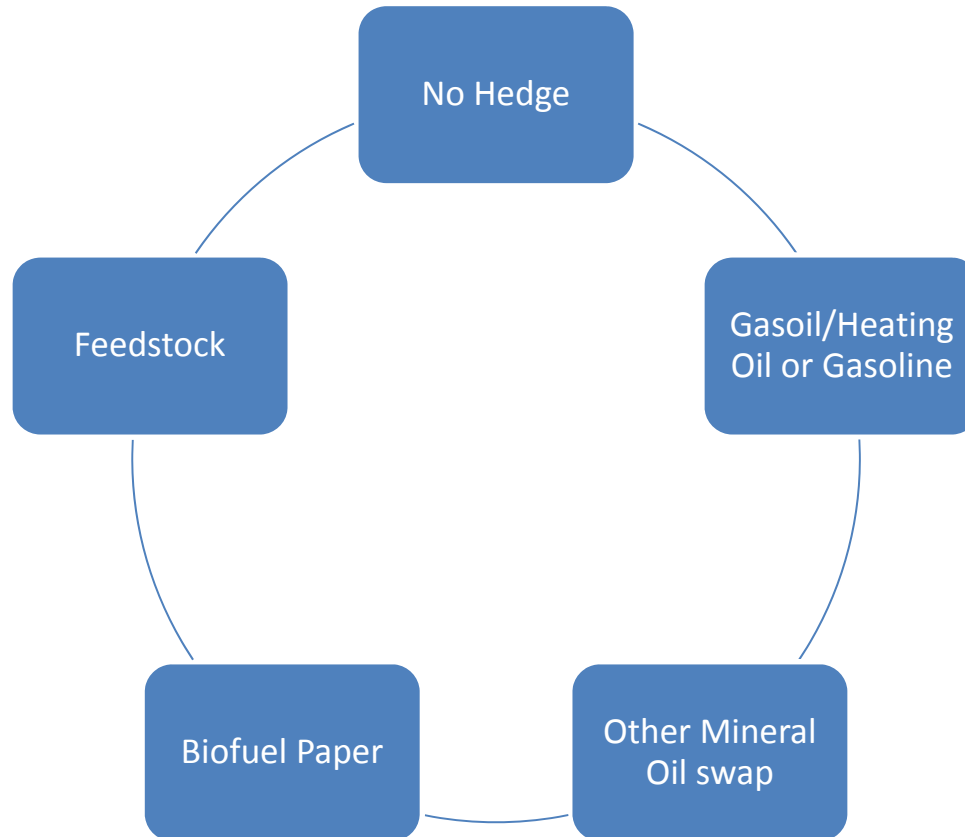
Kevin McGeeney

Starsupply Renewables SA

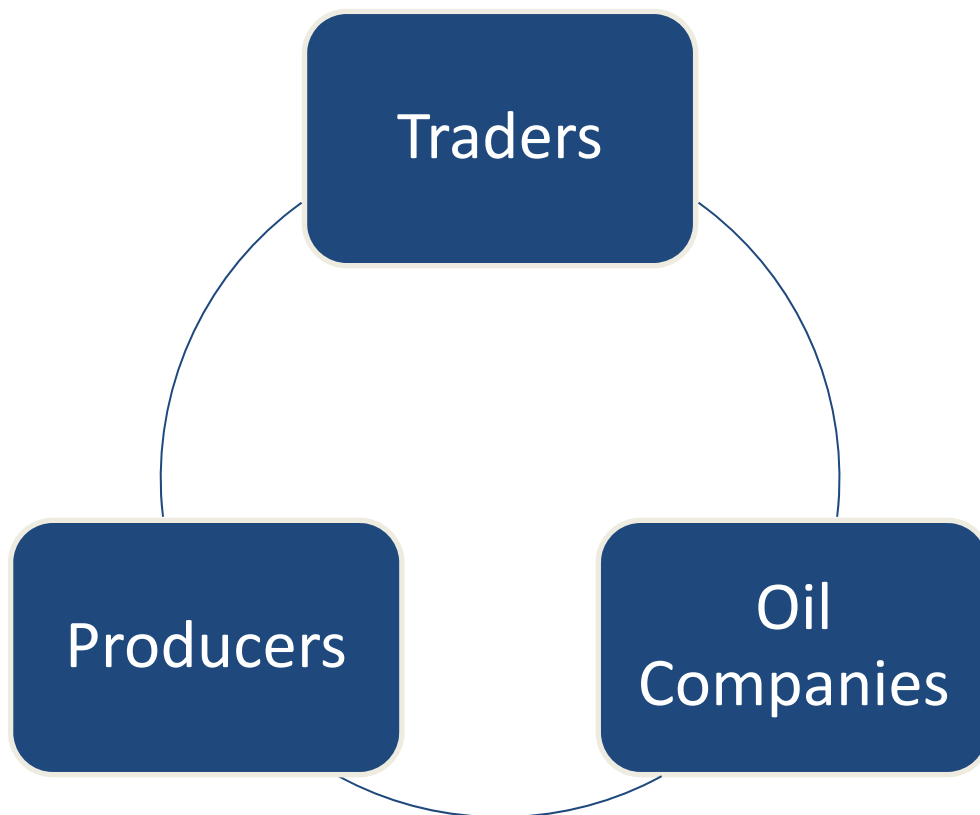
Part of the SCB Group



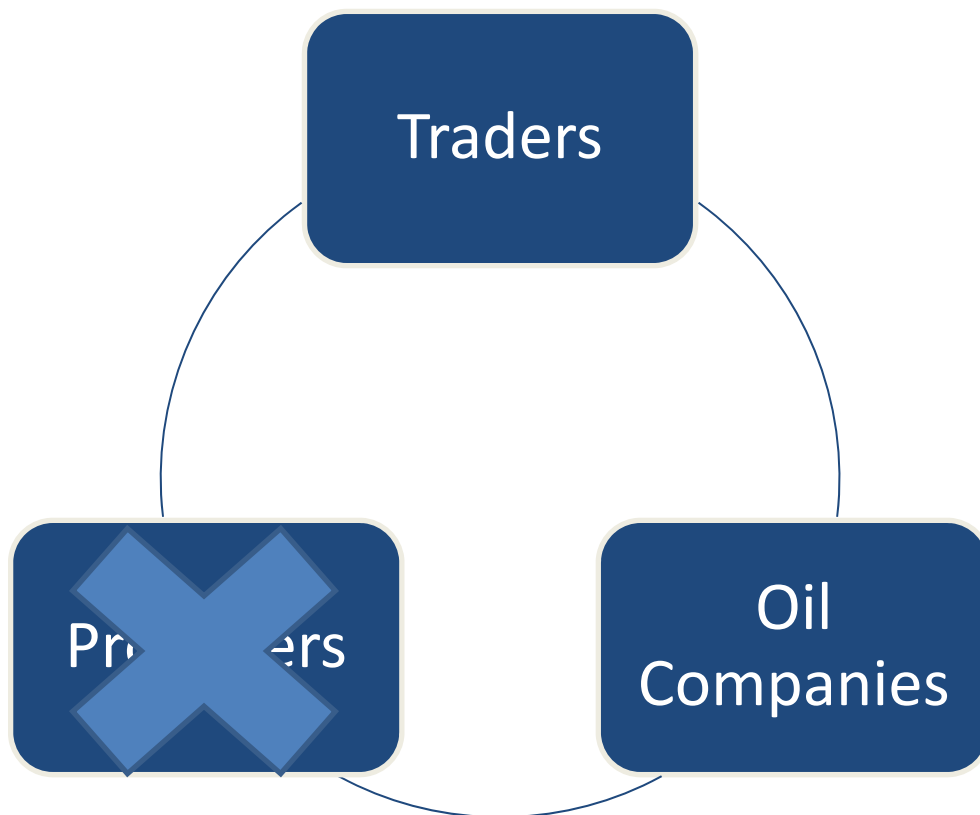
Biofuel Hedging possibilities



Who is trading Biofuel Paper Swaps?



Who is trading Biofuel Paper Swaps?



Who is trading Biofuel Paper Swaps?

- Benefits for each participant
- Hard to say if positions are more risk management or more speculative
- US market for ethanol is a developed market
- Action needed to develop the fundamental business in all other markets
 - Producers selling on basis Argus/Platts
 - Oil companies buying on basis Argus/Platts



Hedging Biodiesel

Correlations, calculated weekly on a proportional change basis. Apr 09-Oct 09

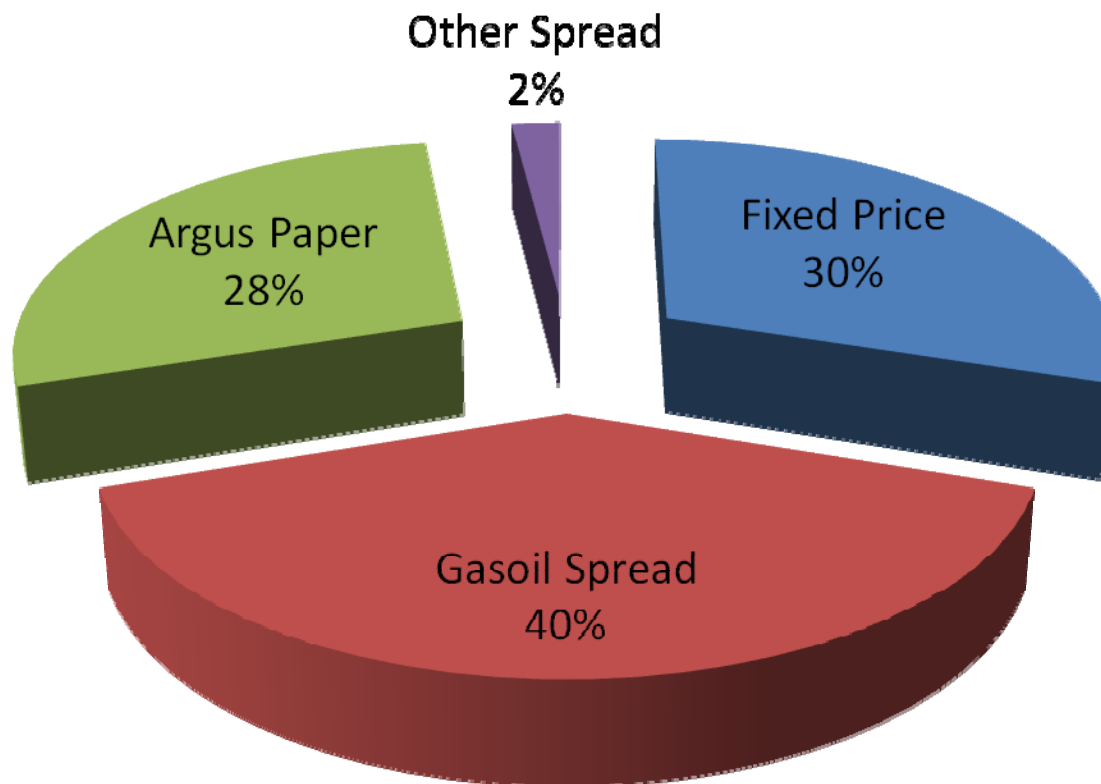
	RME	SME	FAME 0	PME	Gasoil	Rape Oil	Bean Oil
RME (ARA)	1						
SME (ARA)	0.863	1					
FAME 0 (ARA)	0.865	0.967	1				
PME (ARA)	0.842	0.902	0.895	1			
Gasoil (ICE)	0.709	0.785	0.75	0.719	1		
Rape Oil (ARA)	0.728	0.651	0.677	0.645	0.466	1	
Bean Oil (CBOT)	0.636	0.668	0.657	0.741	0.58	0.769	1
Palm Oil (MDEX)	0.423	0.516	0.494	0.65	0.287	0.57	0.655

Correlations, calculated weekly on a proportional change basis. Oct 09-Mar 10

RME (ARA)	1						
SME (ARA)	0.682	1					
FAME 0 (ARA)	0.902	0.646	1				
PME (ARA)	0.481	-0.071	0.642	1			
Gasoil (ICE)	0.717	0.615	0.729	0.451	1		
Rape Oil (ARA)	0.785	0.75	0.809	0.362	0.644	1	
Bean Oil (CBOT)	0.691	0.505	0.765	0.46	0.579	0.654	1
Palm Oil (MDEX)	0.574	0.449	0.724	0.561	0.578	0.693	0.664

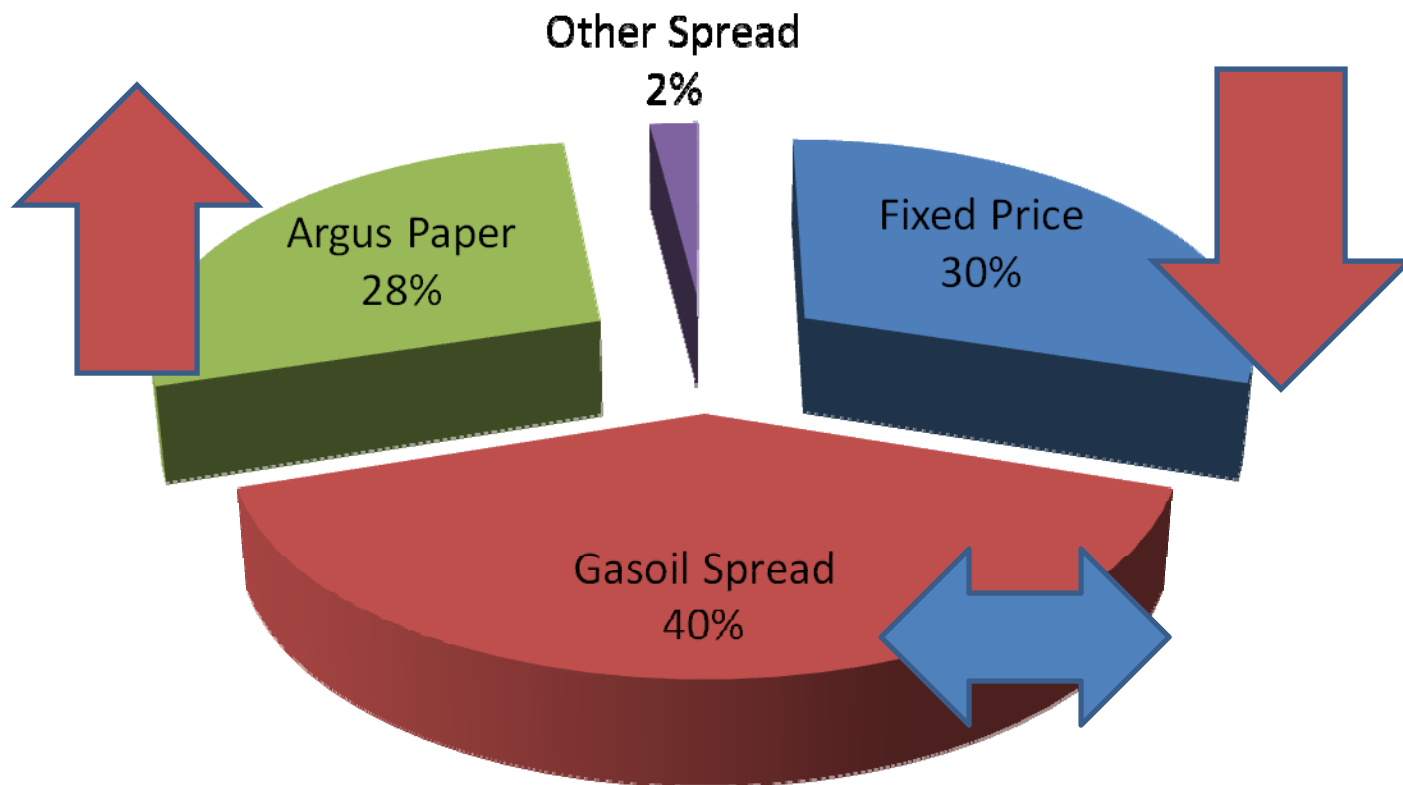
Source: Starsupply Renewables SA /SCB Group

RME Broker Market Summer 2009



Collated by number of transactions
Source: Starsupply Renewables SA /SCB Group

RME Broker Market Summer 2010?



Collated by number of transactions
Source: Starsupply Renewables SA /SCB Group



Kevin McGeeney
Starsupply Renewables SA
Part of the SCB Group

www.starsupply.ch

www.starcb.com

